

Scaled data based on original data using
LM-79-08 Approved Method: Electrical and Photometric Measurements of Solid-
State Lighting Products

Test Report Prepared for
Cooper Lighting Solutions
(formerly Eaton)

Brand: McGRAW-EDISON

Report Number: P385918

Luminaire Tested: **GWC-SA1C-730-U-T2-HSS**

Issue Date: 3/3/2020

Test Information

Test Method: LM-79-08
Report Number: P385918
TEST IS SCALED FROM IESNA LM-79-08 TEST DATA (G2-1903-205-13)
Test Lab: INNOVATION CENTER
Issue Date: 3/3/2020
Manufacturer: COOPER LIGHTING SOLUTIONS (FORMERLY EATON)
Product Line: MCGRAW-EDISON
Catalog Number: GWC-SA1C-730-U-T2-HSS
Description: GALLEON WALL LUMINAIRE
(1) 70 CRI, 3000K, 1050mA LIGHTSQUARE WITH 16 LEDS AND TYPE II OPTICS
WITH HOUSE SIDE SHIELD
Light Source: -
Ballast/Driver: ELECTRONIC DRIVER

Summary

Lumens per Lamp: N/A
Luminaire Lumens: 4894 lumens
Efficiency: N/A
Efficacy: 82.9 lumens/watt
Luminous Opening: Rectangular (W 0.5' x L: 0.5' x H: 0')
IES Classification: Type II - Medium
BUG Rating: B0 - U0 - G1

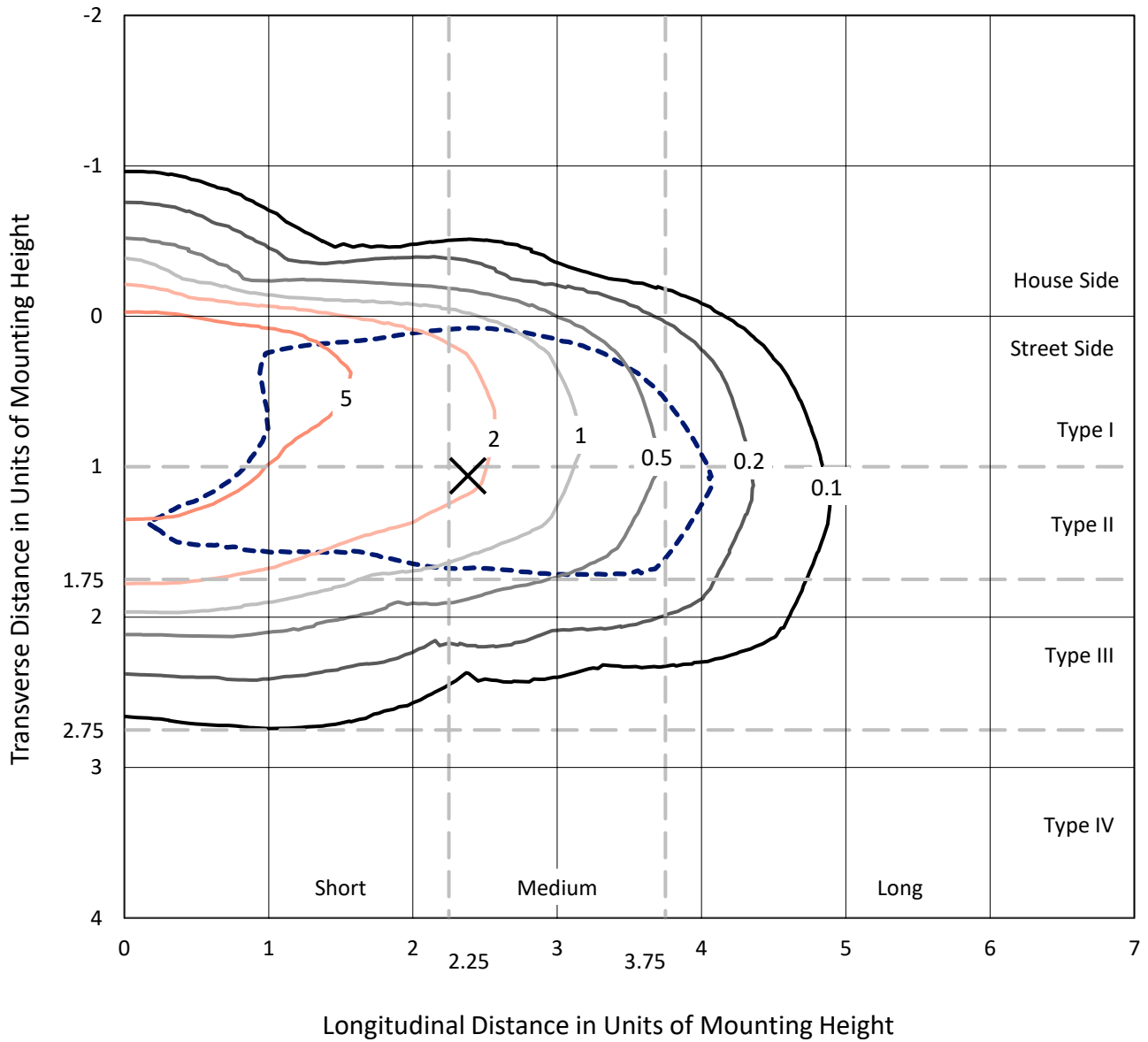
Input Watts (W): 59
Input Voltage (V): NR
Input Current (Ain): NR
Voltage Rise (V): NR
Power Factor: NR
Total Harmonic Distortion (THDi): NR
Frequency (hertz): 60
Stabilization Time: NR
Operation Time: NR
Ambient Temperature (°C): NR
Test Distance: 24 FT



REPORT NUMBER: P385918
 CATALOG NUMBER: GWC-SA1C-730-U-T2-HSS

Iso-Footcandle Lines of Horizontal Illumination

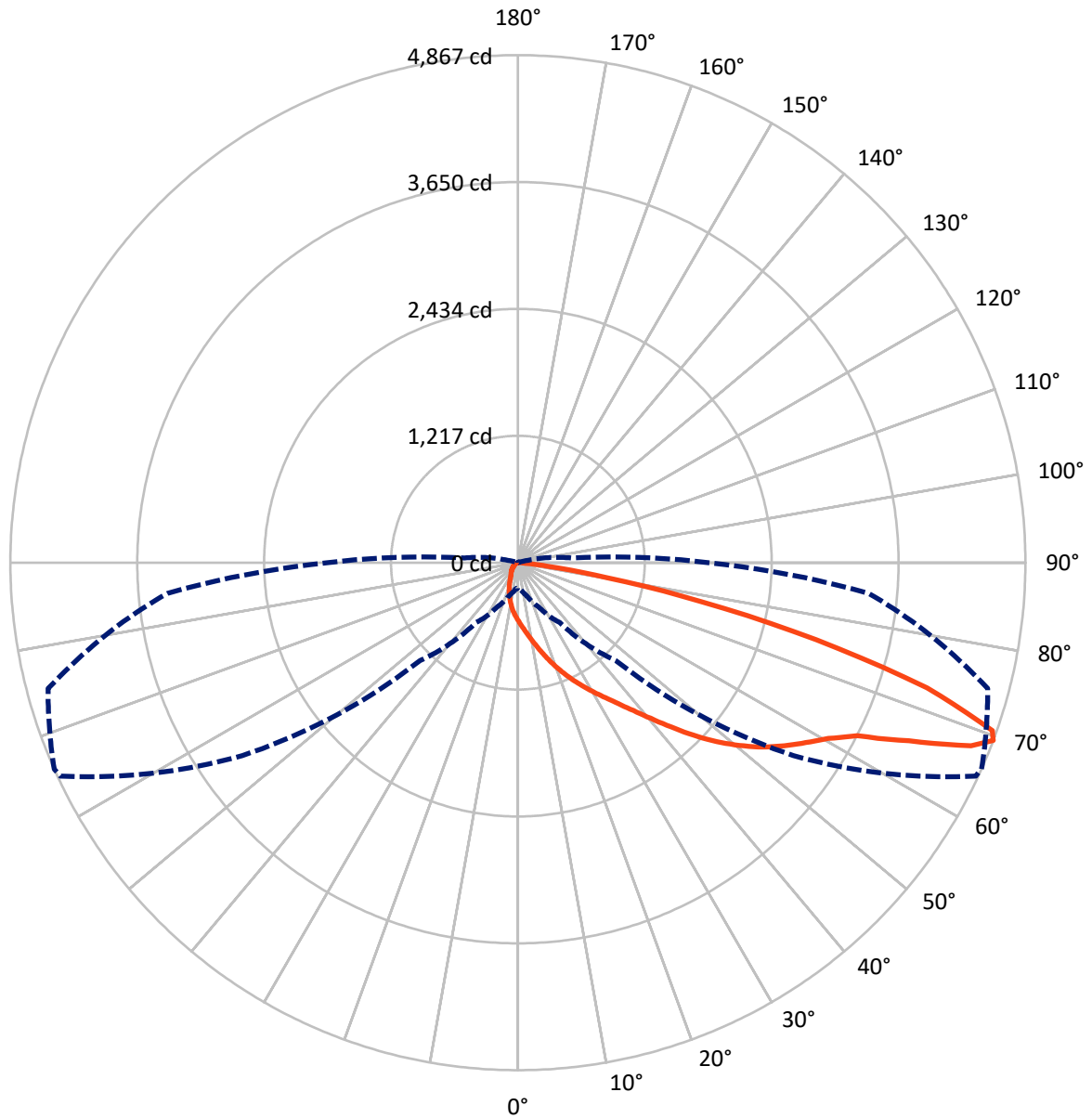
✕ Max cd
 - - - 1/2 Max cd



Based on 10 foot mounting height. Maximum calculated value = 9.2 fc
 Type II - Medium - N/A

REPORT NUMBER: P385918
CATALOG NUMBER: GWC-SA1C-730-U-T2-HSS

Luminous Intensity Polar Plot



— Vertical Plane Through 66-Deg Lateral - - - Horizontal Cone Through 69-Deg Vertical

REPORT NUMBER: P385918

CATALOG NUMBER: GWC-SA1C-730-U-T2-HSS

FLUX DISTRIBUTION:

		Downward	Upward	Total
House Side	Lumens	293.6	0.0	293.6
	% Fixture	6.0	0.0	6.0
Street Side	Lumens	4600.4	0.0	4600.4
	% Fixture	94.0	0.0	94.0
Total	Lumens	4894.0	0.0	4894.0
	% Fixture	100.0	0.0	100.0

ZONAL LUMENS:

Zone	Lumens	% Fixture
0°-10°	53.8	1.1
10°-20°	160.2	3.3
20°-30°	279.0	5.7
30°-40°	489.5	10.0
40°-50°	819.4	16.7
50°-60°	1204.4	24.6
60°-70°	1236.7	25.3
70°-80°	610.5	12.5
80°-90°	40.4	0.8
90°-100°	0.0	0.0
100°-110°	0.0	0.0
110°-120°	0.0	0.0
120°-130°	0.0	0.0
130°-140°	0.0	0.0
140°-150°	0.0	0.0
150°-160°	0.0	0.0
160°-170°	0.0	0.0
170°-180°	0.0	0.0
0°-90°	4894.0	100.0
0°-180°	4894.0	100.0

Coefficient of Utilization



REPORT NUMBER: P385918

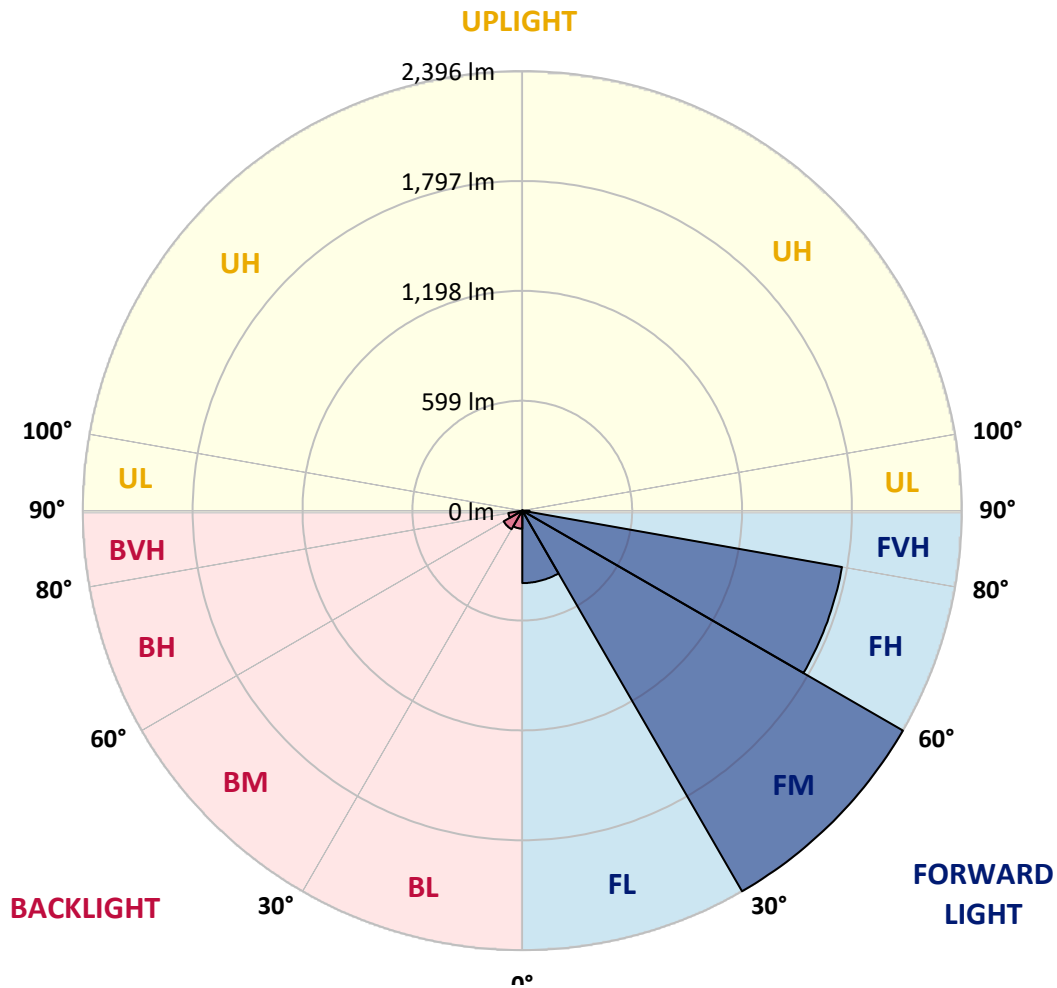
CATALOG NUMBER: GWC-SA1C-730-U-T2-HSS

LUMINAIRE CLASSIFICATION SYSTEM LUMEN TABLE AND BUG RATING:

Zone	Lumens	% Fixture	Zone Rating/Lumen Limit		
			B	U	G
FL (0°-30°)	394.9	8.1			
FM (30°-60°)	2396.3	49.0			
FH (60°-80°)	1769.8	36.2			G1/1800
FVH (80°-90°)	39.4	0.8			G1/100
BL (0°-30°)	98.2	2.0	B0/110		
BM (30°-60°)	117.0	2.4	B0/220		
BH (60°-80°)	77.4	1.6	B0/110		G0/110
BVH (80°-90°)	1.0	0.0			G0/10
UL (90°-100°)	0.0	0.0		U0/0	
UH (100°-180°)	0.0	0.0		U0/0	

BUG Rating: B0-U0-G1

Type II Medium





REPORT NUMBER: P385918

CATALOG NUMBER: GWC-SA1C-730-U-T2-HSS

CANDELA DISTRIBUTION (FULL):

	0°	5°	15°	25°	35°	45°	55°	65°	66°	75°	85°
0°	557.0	557.0	557.0	557.0	557.0	557.0	557.0	557.0	557.0	557.0	557.0
2.5°	655.5	652.7	651.6	646.4	637.6	630.9	617.9	602.7	600.0	585.3	567.4
5°	740.6	738.3	736.6	729.4	720.4	703.4	679.7	651.6	646.2	618.3	582.5
7.5°	799.9	804.0	804.0	799.4	788.0	775.2	746.2	707.8	701.1	658.3	602.7
10°	834.5	839.6	843.6	847.5	845.9	840.8	813.3	770.1	762.0	705.3	626.2
12.5°	837.8	842.9	854.0	870.5	886.6	898.2	881.0	839.1	829.9	759.7	654.1
15°	819.6	825.0	842.2	874.2	913.1	947.0	952.6	915.6	906.1	824.5	689.0
17.5°	788.0	791.5	816.1	860.5	921.4	983.7	1017.4	997.7	988.8	898.7	727.8
20°	764.5	767.1	788.7	836.4	916.3	1006.7	1078.8	1084.8	1075.6	978.2	769.9
22.5°	804.7	809.4	810.1	832.6	902.4	1018.1	1132.7	1170.6	1163.7	1062.5	811.3
25°	914.7	920.0	902.4	888.4	914.2	1023.2	1179.0	1258.5	1252.9	1153.4	852.9
27.5°	1060.0	1065.6	1042.8	1001.2	976.3	1042.5	1220.1	1347.8	1347.5	1249.7	897.7
30°	1202.7	1208.3	1185.0	1143.4	1086.2	1097.2	1255.7	1441.2	1442.6	1348.9	945.4
32.5°	1352.4	1359.4	1335.4	1282.0	1222.2	1191.5	1305.7	1535.1	1543.0	1464.0	999.1
35°	1522.6	1523.5	1489.8	1433.8	1365.0	1317.8	1385.9	1640.4	1659.2	1606.5	1067.2
37.5°	1689.5	1696.2	1668.5	1580.2	1517.0	1463.5	1505.1	1772.0	1798.7	1780.6	1156.2
40°	1813.1	1827.3	1823.3	1728.0	1668.1	1629.9	1653.2	1928.4	1962.4	1983.3	1268.5
42.5°	1890.8	1901.5	1919.6	1862.2	1807.8	1814.0	1828.0	2110.7	2152.5	2214.3	1397.5
45°	1979.8	1984.9	2000.0	1974.7	1937.9	2001.2	2013.5	2315.9	2359.8	2462.8	1540.7
47.5°	2088.6	2100.7	2104.8	2081.6	2064.9	2166.7	2192.2	2502.6	2564.2	2729.0	1692.2
50°	2227.1	2230.4	2237.6	2222.5	2205.7	2308.9	2352.6	2698.5	2754.5	2996.1	1841.7
52.5°	2362.6	2374.3	2399.4	2389.8	2383.1	2430.0	2495.6	2875.2	2937.7	3218.8	1990.9
55°	2401.7	2411.7	2498.4	2557.7	2612.5	2579.3	2632.3	3033.5	3101.1	3417.7	2134.6
57.5°	2245.7	2265.9	2416.1	2570.4	2798.0	2811.3	2820.1	3196.0	3256.6	3570.2	2284.1
60°	1851.5	1855.4	2101.8	2366.6	2767.3	3013.7	3094.4	3370.5	3421.4	3712.2	2463.1
62.5°	1177.6	1217.8	1488.2	1861.9	2442.8	2984.4	3426.1	3634.6	3653.2	3882.6	2719.7
65°	560.9	586.9	781.7	1150.4	1769.4	2609.5	3655.1	4112.3	4120.7	4220.4	3062.5
67.5°	310.6	323.1	415.9	619.2	1034.4	1845.4	3562.5	4678.1	4686.0	4565.3	3363.3
69°	242.9	253.6	326.6	466.8	701.3	1326.4	3223.9	4843.8	4867.3	4664.1	3374.0
70°	206.2	216.6	281.3	394.2	563.9	1024.9	2869.6	4802.7	4827.5	4654.8	3294.3
72.5°	126.2	132.3	187.4	277.5	378.0	515.6	1769.7	4061.6	4103.7	4269.9	2831.3
75°	85.1	88.3	117.2	191.5	270.3	265.5	919.3	2862.9	2954.0	3321.5	2091.1
77.5°	60.9	63.9	78.6	123.9	189.4	175.3	416.3	1779.2	1798.7	1992.1	1140.4
80°	34.6	37.4	55.6	73.7	128.5	116.9	165.5	849.8	859.6	854.3	380.8
82.5°	18.1	20.5	30.5	48.6	82.5	76.5	68.8	284.5	285.9	237.8	83.4
85°	3.5	4.2	15.1	33.2	42.5	33.2	28.1	66.7	68.1	60.2	20.7
87.5°	0.0	0.2	6.0	7.4	8.4	8.6	9.1	13.0	13.9	18.8	5.6
90°	0.0	0.0	0.0	0.0	0.0	0.0	0.0	0.0	0.0	0.0	0.0



REPORT NUMBER: P385918
 CATALOG NUMBER: GWC-SA1C-730-U-T2-HSS

CANDELA DISTRIBUTION (continued):

	90°	95°	105°	115°	125°	135°	145°	155°	165°	175°	180°
0°	557.0	557.0	557.0	557.0	557.0	557.0	557.0	557.0	557.0	557.0	557.0
2.5°	559.5	551.1	535.1	516.5	502.1	487.9	476.8	465.1	461.0	458.9	458.6
5°	565.1	547.4	513.5	478.6	450.0	423.1	403.8	385.4	376.8	372.9	371.2
7.5°	574.4	546.0	491.4	438.2	397.0	363.3	336.6	316.6	306.6	302.4	300.8
10°	585.3	544.2	465.6	395.4	342.9	308.0	281.5	261.7	250.8	246.2	243.8
12.5°	598.1	540.9	435.8	352.2	296.6	261.7	229.7	205.3	192.7	187.4	184.8
15°	613.9	537.7	404.7	311.5	255.9	213.4	178.3	161.8	159.2	158.3	158.5
17.5°	629.5	532.5	370.8	271.3	213.2	166.7	148.8	147.8	148.3	148.3	148.3
20°	643.4	520.9	333.8	236.9	172.5	140.6	136.9	135.3	134.1	133.2	132.0
22.5°	654.3	505.3	298.2	202.7	140.9	128.8	123.0	117.9	113.7	110.9	109.5
25°	661.8	484.7	265.7	169.9	126.7	117.2	106.7	98.1	91.6	87.6	86.0
27.5°	667.4	462.3	236.6	142.3	116.9	103.7	90.0	79.7	73.0	69.5	68.1
30°	671.3	437.0	211.1	125.1	106.0	89.5	74.8	64.9	60.0	58.1	57.2
32.5°	675.0	408.9	186.9	116.9	95.8	76.5	62.8	55.1	52.1	49.7	49.0
35°	684.3	382.8	163.9	108.3	85.3	65.3	53.9	48.3	45.3	43.9	43.5
37.5°	706.4	363.6	141.8	99.5	74.8	56.5	47.2	43.2	40.4	39.1	38.6
40°	742.0	353.8	123.2	90.0	64.6	49.7	42.8	39.1	36.0	33.9	33.5
42.5°	794.3	355.2	110.2	80.4	56.5	44.4	38.6	34.2	30.9	29.1	28.6
45°	857.7	365.4	101.1	71.1	49.7	40.2	33.9	29.3	26.3	24.6	24.2
47.5°	926.6	381.9	93.7	62.8	44.4	36.3	29.3	24.4	21.9	20.5	20.2
50°	999.1	398.0	86.0	54.6	39.7	32.3	24.6	20.2	18.1	17.0	16.5
52.5°	1072.5	416.6	79.0	47.2	35.8	27.7	20.5	16.5	14.9	13.9	13.5
55°	1151.6	430.5	72.3	41.4	31.8	23.5	17.0	13.7	12.3	11.2	10.9
57.5°	1244.5	452.1	65.3	35.8	27.2	19.5	13.9	10.9	9.8	8.6	8.4
60°	1370.1	477.5	57.9	31.6	22.3	16.0	11.4	8.8	7.4	6.5	6.3
62.5°	1535.6	505.6	48.6	27.7	18.1	13.0	9.1	7.0	5.3	4.2	4.2
65°	1745.5	551.4	39.7	23.2	14.9	10.7	7.0	5.1	3.0	1.9	1.9
67.5°	1868.0	559.3	32.1	19.1	12.1	9.1	5.8	3.5	0.9	0.2	0.0
69°	1828.7	513.5	27.2	16.3	10.5	8.6	5.3	2.6	0.5	0.0	0.0
70°	1754.8	469.6	23.9	14.4	9.5	8.1	5.1	1.9	0.5	0.0	0.0
72.5°	1450.0	334.3	18.1	10.7	7.0	7.2	4.6	1.2	0.5	0.0	0.0
75°	1056.3	203.2	13.0	7.4	4.4	5.3	3.3	0.5	0.2	0.0	0.0
77.5°	587.6	95.8	8.1	4.2	2.8	3.3	1.6	0.0	0.0	0.0	0.0
80°	190.8	26.0	3.7	2.3	1.6	1.9	0.7	0.0	0.0	0.0	0.0
82.5°	35.3	7.4	2.1	1.2	0.5	0.5	0.0	0.0	0.0	0.0	0.0
85°	7.7	3.0	1.2	0.5	0.0	0.0	0.0	0.0	0.0	0.0	0.0
87.5°	2.6	0.9	0.2	0.0	0.0	0.0	0.0	0.0	0.0	0.0	0.0
90°	0.0	0.0	0.0	0.0	0.0	0.0	0.0	0.0	0.0	0.0	0.0

Signify Classified - Internal
Cooper Lighting Solutions Photometric Lab
1121 Highway 74 South
Peachtree City, GA 30269

Scaled Data Report



Report Generated By 670245982

Signify Classified - Internal
Cooper Lighting Solutions Photometric Lab
1121 Highway 74 South
Peachtree City, GA 30269

Scaled Data Report



Signify Classified - Internal
Cooper Lighting Solutions Photometric Lab
1121 Highway 74 South
Peachtree City, GA 30269

Scaled Data Report



Signify Classified - Internal
Cooper Lighting Solutions Photometric Lab
1121 Highway 74 South
Peachtree City, GA 30269

Scaled Data Report



Signify Classified - Internal
Cooper Lighting Solutions Photometric Lab
1121 Highway 74 South
Peachtree City, GA 30269

Scaled Data Report



--- HS — SS

Signify Classified - Internal
Cooper Lighting Solutions Photometric Lab
1121 Highway 74 South
Peachtree City, GA 30269

Scaled Data Report



u

Signify Classified - Internal
Cooper Lighting Solutions Photometric Lab
1121 Highway 74 South
Peachtree City, GA 30269

Scaled Data Report



Signify Classified - Internal
Cooper Lighting Solutions Photometric Lab
1121 Highway 74 South
Peachtree City, GA 30269

Scaled Data Report



(END OF REPORT)